



Statement of Line

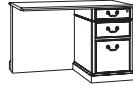
Ships In
5
Days

	➤ See page
Overview	16
Filing Capabilities	17



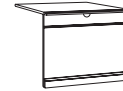
Desks

- Double pedestal
- Single pedestal
- See page 18.




Executive Returns

- Pencil/box/file pedestal
- See page 18.



Bridges

- Hinged modesty panel
- See page 19.



Credenzas

- Storage
- Kneespace
- Lateral file
- See page 19.




Lateral Files

- Two drawer
- Four drawer
- See page 20.



Bookcases

- Open
- See page 20.



Bookcase Tops and Bases

- For one unit
- See page 20.



Senator

Overview

Details:



Breakfront modesty panel Flush modesty panel

Modesty panels on desks feature either a breakfront or flush appearance.

➤ See pricing pages for availability.

Decorative molding is standard on desks, returns, bridges, and credenzas.

Grommets:

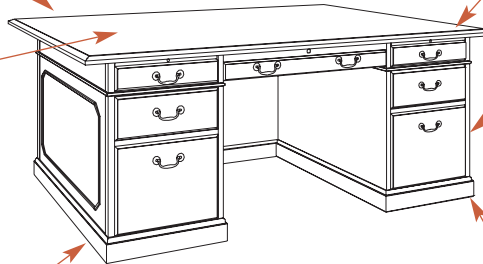
Antique brass metal grommets are standard on returns, bridges, and select desks.

➤ See pricing pages for availability.

Rims are solid hardwood with precisely mitered corners.

Tops are 3-ply, 1³/₁₆"-thick, plain-sliced walnut or cherry veneer that is carefully matched to ensure proper balance and consistency.

Base rails are solid hardwood for impact and wear resistance.



Writing shelf is standard on single and double pedestal desks with breakfront modesty panel.

Full height pedestals have one pencil drawer, one box drawer, and one file drawer. Hardwood corner post and panel construction is reinforced with tenon and groove joinery.

Leveling glides adjust for uneven floors.

Features

Joints are securely fastened with screws, glue, and solid hardwood cleats to ensure maximum strength.

Drawer sides and back are 1/2"-thick, 3-ply construction with veneer faces. Drawer bottoms are 1/4" thick. 5-sided construction allows easy removal of drawer front. Dowel joint assembly is used for maximum strength. Interiors are sealed, sanded, and finished with a clear lacquer finish to protect against swelling, shrinking, or warping and to provide a smooth feel and appearance.

Drawer fronts are 3/4"-thick, 3-ply construction with vertically matched grain.

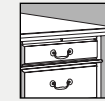
Drawer dividers are included in desks and credenzas for placement in any box drawer.

Full-extension, progressive-action file drawer suspensions, with precision ball bearings, provide smooth, quiet operation. Box drawers have full-extension slides with a positive stop action.

Heavy-duty filing hardware accommodates various filing requirements.

➤ See page 17 for filing capabilities.

Pulls:



Antique brass pulls (28AB) are standard.

Locks:

Centra® locking is featured on double and single pedestal desks, credenzas, and lateral files to secure all drawers in the unit with a single lock. Lock cylinders are shipped installed on Kwik Office models and are keyed randomly. Key numbers will be assigned arbitrarily at the factory with key numbers ranging from KCCE001 to KCCE005.



Filing Capabilities

Filing Reference:

- Legal size paper is 8½" x 14".
- Letter size paper is 8½" x 11".
- EDP size paper is 8½" x 14⁷/₈".

<i>Description</i>	<i>Type</i>	Interior Dimensions			Standard Filing Capabilities	
		<i>Inside Depth</i>	<i>Inside Width</i>	<i>Inside Height</i>	<i>Front-to-Back</i>	<i>Side-to-Side</i>
Desks						
Double pedestal with flush modesty panel	Pencil	17"	12"	1½"	—	—
	Box	17"	12"	3"	—	—
	File	17"	12"	9"	Letter	Legal, letter, and EDP
	Center	17"	26 ³ / ₈ "	1½"	—	—
Single pedestal with breakfront modesty panel	Pencil	17"	15"	1½"	—	—
	Box	17"	15"	3"	—	—
	File	17"	15"	9"	Legal	Legal, letter, and EDP
	Center	17"	18 ¹ / ₁₆ "	1½"	—	—
Single pedestal with flush modesty panel	Pencil	17"	12"	1½"	—	—
	Box	17"	12"	3"	—	—
	File	17"	12"	9"	Letter	Legal, letter, and EDP
	Center	17"	18 ¹ / ₁₆ "	1½"	—	—
Returns						
	Pencil	17"	15"	1½"	—	—
	Box	17"	15"	3"	—	—
	File	17"	15"	9"	Legal	Legal, letter, and EDP
Credenzas						
	Pencil	17"	15"	1½"	—	—
	Box	17"	15"	3"	—	—
	File	17"	15"	9"	Legal	Legal, letter, and EDP
Lateral files						
	Lateral	15"	32 ¹ / ₄ "	9"	Legal, letter, and EDP	Legal and letter



How to Specify and Pricing

Related Products:

- Task lights
- ▶ See page 24.



Double-Pedestal Desks with Flush Modesty Panel

- Wood worksurface
- Decorative molding
- Letter-width PBF/PBF pedestals
- Centra locking, key random
- Antique brass pulls
- No grommets

How to Specify:

- Model:
QSN3672DDFWMX = 36" x 72"
- Finish designator:
MC = Amber Cherry
TW = Tribeca Walnut

Sample (base model underlined):

QSN3066DDFWMXMC

Pricing:

QSN3672DDFWMX \$3452



Single-Pedestal Desks with Breakfront Modesty Panel

- Wood worksurface
- Pull-out writing shelf
- Decorative molding
- Legal-width PBF pedestal
- Centra locking, key random
- Antique brass pulls
- Left and right grommets

How to Specify:

- Model:
QSN3672D = 36" x 72"
- Pedestal location:
RF = Right (shown)
LF = Left
- Worksurface material:
WMG = Wood
- Finish designator:
MC = Amber Cherry
TW = Tribeca Walnut

Sample (base model underlined):

QSN3672DRFWMGMC

Pricing:

QSN3672D \$3859



Single-Pedestal Desks with Flush Modesty Panel

- Wood worksurface
- Decorative molding
- Letter-width PBF pedestal
- Centra locking, key random
- Antique brass pulls
- Left and right grommets

How to Specify:

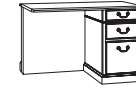
- Model:
QSN3066D = 30" x 66"
- Pedestal location:
RF = Right (shown)
LF = Left
- Worksurface material:
WMG = Wood
- Finish designator:
MC = Amber Cherry
TW = Tribeca Walnut

Sample (base model underlined):

QSN3066DRFWMGMC

Pricing:

QSN3066D \$3120



Executive Returns

- Wood worksurface
- Full modesty panel
- Decorative molding
- Legal width PBF pedestal
- Lock, key random
- Antique brass pulls
- Center grommet

How to Specify:

- Model:
QSN2551R = 25" x 51"
- Pedestal location:
REF = Right (shown)
LEF = Left
- Worksurface material:
WMG = Wood
- Finish designator:
MC = Amber Cherry
TW = Tribeca Walnut

Sample (base model underlined):

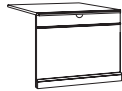
QSN2551RREFWMGMC

Pricing:

QSN2551R \$2238



How to Specify and Pricing, continued



Bridges

- Wood worksurface
- Hinged modesty panel
- Decorative molding
- Center grommet

How to Specify:


- ① Model:
QSN2551BEFHWMG = 25" x 51"
- ② Finish designator:
MC = Amber Cherry
TW = Tribeca Walnut

Sample (base model underlined):

① QSN2551BEFHWMG ②

Pricing:

QSN2551BEFHWMG \$1403



Storage Credenzas

- Wood worksurface
- Decorative molding
- Legal-width PBF/PBF pedestals
- Center storage area
- Centra lock, key random
- Antique brass pulls
- No grommets

How to Specify:

- ① Model:
QSN2475CSFWMX = 24" x 75"
- ② Finish designator:
MC = Amber Cherry
TW = Tribeca Walnut

Sample (base model underlined):

① QSN2475CSFWMX ②

*Exception: **GSA SIN 711-9**

Pricing:

QSN2475CSFWMX \$3186



Kneespace Credenzas

- Wood worksurface
- Decorative molding
- Legal-width PBF/PBF pedestals
- Centra lock, key random
- Antique brass pulls
- No grommets

How to Specify:

- ① Model:
QSN2475CKFWMX = 24" x 75"
- ② Finish designator:
MC = Amber Cherry
TW = Tribeca Walnut

Sample (base model underlined):

① QSN2475CKFWMX ②

Pricing:

QSN2475CKFWMX \$3079



Lateral File Credenzas

- Wood worksurface
- Full modesty panel
- Decorative molding
- Two lateral file drawers
- Lock, key random
- Antique brass pulls
- No grommets

How to Specify:

- ① Model:
QSN2475C = 24" x 75"
- ② Pedestal location:
RF6 = Right (shown)
LF6 = Left
- ③ Worksurface material:
WMX = Wood
- ④ Finish designator:
MC = Amber Cherry
TW = Tribeca Walnut

Sample (base model underlined):

① QSN2475CRF6WMX ② ③ ④

Pricing:

QSN2475C \$3334



Senator

How to Specify and Pricing, *continued*

Related Products:

- Task lights
- ▶ See page 24.



Lateral Files

- Two or four drawers
- Antique brass pulls
- Centra lock, key random
- Finished back

How to Specify:

- ① Model:
QSN2439LFF2W = 24"D x 39"W x 30"H (two-drawer model)
QSN2439LFF4W = 24"D x 39"W x 55"H (four-drawer model)
- ② Finish designator:
MC = Amber Cherry
TW = Tribeca Walnut

Sample (base model underlined):

① ②
QSN2439LFF2WMC

Pricing:

QSN2439LFF2W	\$1766
QSN2439LFF4W	\$3125



Open Bookcases

- Open
- Three shelves
- Unfinished top
- Requires a bookcase top or cornice frame

How to Specify:

- ① Model:
QSN3648BCO = 36"W x 48"H
- ② Finish designator:
MC = Amber Cherry
TW = Tribeca Walnut

Sample (base model underlined):

① ②
QSN3648BCOMC

Pricing:

QSN3648BCO	\$1071
-------------------	--------



Bookcase Tops

- For use on bookcases in floor-standing applications.

How to Specify:

- ① Model:
QSN1539CPTW = 15"D x 39"W (top for one unit)
- ② Finish designator:
MC = Amber Cherry
TW = Tribeca Walnut

Sample (base model underlined):

① ②
QSN1539CPTWMC

Pricing:

QSN1539CPTW	\$434
--------------------	-------



Bookcase Bases

- For use on bookcases in floor-standing applications.

How to Specify:

- ① Model:
QSN1537CPB = 15"D x 37"W (base for one unit)
- ② Finish designator:
MC = Amber Cherry
TW = Tribeca Walnut

Sample (base model underlined):

① ②
QSN1537CPBMC

Pricing:

QSN1537CPB	\$224
-------------------	-------