

Statement of Line

	▶ See page
Finishes & Materials	103
Base Requirements	37

Finishes and Materials:

Wood Finishes

▶ See page 105 for available finishes for tops and bases.

Special Finishes

▶ See page 106.

Laminates (top only)

▶ See page 109.

Note: All exterior wood surfaces feature a high quality catalyzed lacquer finish.

Traditional tops in a premium finish feature a hand-rubbed, full fill finish with a lustrous sheen and antiquing. Standard finish wood tops have a hand-rubbed, semi-open pore finish with a lustrous sheen.

Table Tops:



Round Tops

Available in standard veneer or pie-cut walnut veneer.

▶ See page 38 to specify.



Rectangular Tops

▶ See page 39 to specify.



Boat-Shaped Tops

▶ See page 40 to specify.

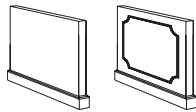


Elliptical Tops

Available in walnut veneer only.

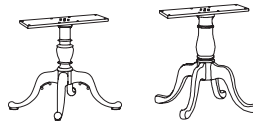
▶ See page 41 to specify.

Table Bases:



Panel Bases

▶ See page 42 to specify.

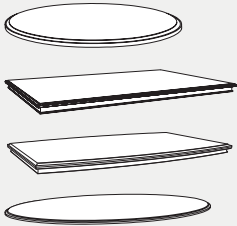


Queen Anne Pedestal Base

▶ See page 43 to specify.

Traditional

Design Variations:



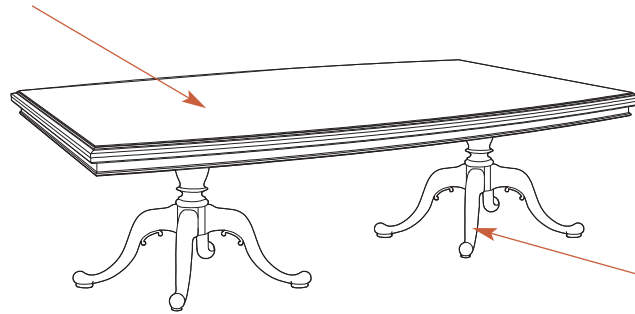
Round, rectangular, boat, and elliptical table shapes are available.



Round table top with pie-cut pattern walnut veneer is available.

Overview

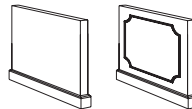
Tops feature walnut or cherry veneers.
Note: Cherry veneer is available on select models.



A variety of bases are available. All bases must be specified separately.

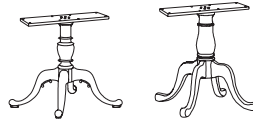
Features

Grain runs vertical on apron rails on boat-shaped and rectangular tops



Wood tops have a hand-rubbed, semi-open pore finish with a lustrous sheen.

Panel bases may be used with boat-shaped and rectangular tops.



Queen Anne bases may be used with any traditional top, except round tops with ash burl center (AT1).

▶ See page

Finishes & Materials	103
Base Requirements	37

Seating Capacities:

Table size	Number of Chairs
42" diameter	4
48" diameter	5
8'	8
10'	10
12'	12
14'	14
16'	16
18'	18
20'	20
22'	22
8' Elliptical	7

Traditional

Base Requirements

Key:

= Number of bases required
 grey = Base is not available for use with top shape.

This chart lists the number of bases that must be used with each top size for proper stability.

Traditional table bases are designed specifically for use with traditional table tops and are not recommended for use with any other Kimball Office tables.







96"W tops are one piece.



120"W, 144"W, 168"W, and 192"W tops are two-piece tops.




216"W, 240"W, and 264"W tops are three-piece tops.

<i>Top Shape</i>		Wood Panel Bases with or without molding		Wood Queen Anne Bases	
Round Standard Veneer or Pie-Cut Walnut Veneer 	42" dia.	grey	1		
	48" dia.	grey	1		
Elliptical 	48" x 96"	grey	2		
Rectangular 	42" x 96"	2	2		
	48" x 120"	3	3		
	48" x 144"	3	3		
Boat-Shaped 	42" x 96"	2	2		
	48" x 120"	3	3		
	48" x 144"	3	3		
	48" x 168"	3	3		
	48" x 192"	3	3		
	48" x 216"	4	4		
48" x 240"	4	4			
48" x 264"	4	4			

Traditional

Round Table Tops

 = Kwik Office model available.
 ▶ See the Kwik Office Price List.

Finishes & Materials	103
Base Requirements	37

Specifying Tips:

- Queen Anne base must be specified separately for round standard veneer or pie-cut veneer models.
- 42"W tables accommodate 4 chairs; 48"W tables accommodate 5 chairs.


How to Specify:

- ① Model
- ② Finish price group:
STD = Group 1
- ③ Finish designator

Sample (base model underlined):

TT1-42W ① ② ③ STD DW



Diameter	H	Arm Chair Clearance	Number of Bases Required	Model	Price
Round Table Tops					
<i>Standard Veneer</i>					
42"	1 1/16"	28"	1	TT2-42W 	\$2207
48"	1 1/16"	28"	1	TT2-48W	2679
<i>With Pie-Cut Veneer Pattern</i>					
42"	1 1/16"	28"	1	TT1-42W	\$2402
48"	1 1/16"	28"	1	TT1-48W	2926

Traditional

Rectangular Table Tops



<i>D</i>	<i>W</i>	<i>H</i>	<i>Arm Chair Clearance</i>	<i>Number of Bases Required</i>	<i>Model</i>	<i>Price</i>
Rectangular Table Tops						
42"	96" (8')	3¼"	267⁄8"	2	TT3-4296W	\$3022
48"	120" (10')	3¼"	267⁄8"	3	TT3-48120W	4083
48"	144" (12')	3¼"	267⁄8"	3	TT3-48144W	5046

▶ See page

Finishes & Materials	103
Base Requirements	37

Specifying Tips:

- Queen Anne or panel bases must be specified separately.
- 8' top is one piece; 10' and 12' tops are two pieces.

How to Specify:

- ① Model
- ② Finish price group:
STD = Group 1
- ③ Finish designator

Sample (base model underlined):

① ② ③
TT1-4296W STD MW

Traditional

Boat-Shaped Table Tops



<i>D</i>	<i>W</i>	<i>H</i>	<i>Arm Chair Clearance</i>	<i>Number of Bases Required</i>	<i>Model</i>	<i>Price</i>
Boat-Shaped Table Tops						
42"	96" (8')	3¾"	26⅞"	2	TT1-4296W	\$3861
48"	120" (10')	3¾"	26⅞"	3	TT1-48120W	5409
48"	144" (12')	3¾"	26⅞"	3	TT1-48144W	6640
48"	168" (14')	3¾"	26⅞"	3	TT1-48168W	7793
48"	192" (16')	3¾"	26⅞"	3	TT1-48192W	8560
48"	216" (18')	3¾"	26⅞"	4	TT1-48216W	11213
48"	240" (20')	3¾"	26⅞"	4	TT1-48240W	12002
48"	264" (22')	3¾"	26⅞"	4	TT1-48264W	12836

▶ See page

Finishes & Materials	103
Base Requirements	37

Specifying Tips:

- Queen Anne or panel bases must be specified separately.
- 8' top is one piece; 10', 12', 14', and 16' tops are two pieces; 18', 20', and 22' tops are three pieces.
- End depth for 42"D boat-shaped top is 34"; end depth for 48"D top is 38½".

How to Specify:

- ① Model
- ② Finish price group:
STD = Group 1
- ③ Finish designator

Sample (base model underlined):

① ② ③
TT1-4296W STD MW

Traditional

Elliptical Table Tops



<i>D</i>	<i>W</i>	<i>H</i>	<i>Arm Chair Clearance</i>	<i>Number of Bases Required</i>	<i>Model</i>	<i>Price</i>
Elliptical Table Tops						
48"	96"	1 1/16"	28	2	TT1-4896WE	\$3805

▶ See page

Finishes & Materials	103
Base Requirements	37

Specifying Tips:

- Queen Anne bases must be specified separately.
▶ See page 43.

How to Specify:

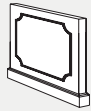
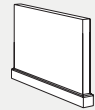
- ① Model
- ② Finish price group:
STD = Group 1
- ③ Finish designator

Sample (base model underlined):

① ② ③
TT1-4896WE STD MW

Traditional

Wood Panel Bases



<i>H</i>	<i>Base Width</i>	<i>Model</i>	<i>Price</i>
Without Molding			
28¼"	25"	TB1-2530W	\$505
With Molding			
28¼"	25"	TB1-2530WM	\$702

▶ See page

Finishes & Materials	103
Base Requirements	37

Specifying Tips:

- Traditional table bases are designed specifically for use with traditional table tops and are not recommended for use with any other Kimball Office tables.

How to Specify:


- ① Model
- ② Finish price group:
STD = Group 1
- ③ Finish designator

Sample (base model underlined):

① ② ③
TB1-2530W STD MW

Traditional


Wood Queen Anne Bases

 = Kwik Office model available.
 ▶ See the Kwik Office Price List.

▶ See page

Finishes & Materials	103
Base Requirements	37



<i>H</i>	<i>Base Width</i>	<i>Model</i>	<i>Price</i>
Queen Anne Bases			
28¼"	35¼"	TB1-4W	\$1808
28¼"	32½"	TB3-4W 	\$1217

Specifying Tips:

- Traditional table bases are designed specifically for use with traditional table tops (TT1, TT2, and TT3) and are not recommended for use with any other Kimball Office tables.

How to Specify:

- ① Model
- ② Finish price group:
STD = Group 1
- ③ Finish designator

Sample (base model underlined):

① ② ③
TB1-4W STD MW

Traditional