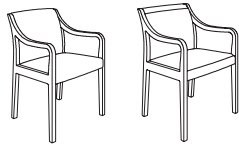


Statement of Line

*Collage is both elegant and comfortable—a total solution. Easily matched to any traditional, transitional, or contemporary interior, Collage is ideal for the entire spectrum of side chair applications.*



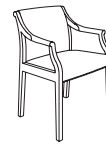
**Arched Arms**

Available with fully upholstered back or wood top rail.  
 ▶ See page 66 to specify.



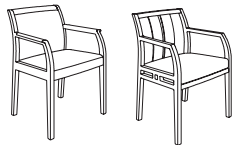
**Sloped Arms**

▶ See page 66 to specify.



**Rolled Arms**

▶ See page 66 to specify.



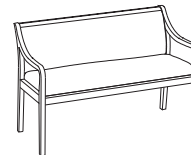
**Angular Arms**

Available with wood top rail or slat back.  
 ▶ See page 66 to specify.



**Armless**

▶ See page 66 to specify.



**Bench with Arched Arms**

▶ See page 66 to specify.

▶ See page

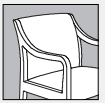
Finishes & Materials	211
Overview	64
Actual Dimensions	65

# Collage

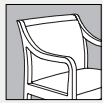
## Overview

### Design Variations:

**Four different arm shapes** are available on Collage side chairs: arched, sloped, rolled, and angular. Each has its own distinct design. Armless side chair is also available.



Fully Upholstered Back



Wood Top Rail

**Top rail styles** include fully upholstered and wood.

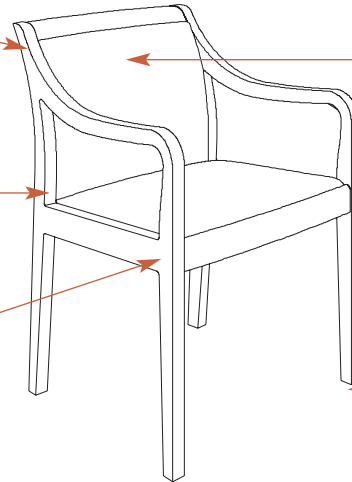
**Back shapes** include square, arched, and slat back.  
 ▶ See Arm and Back Combinations chart at right for availability by style and shape.

**Two-seat bench** is available with arched arms and fully upholstered back.

**Frame** is constructed of kiln-dried maple hardwoods.

**Joints** are double doweled and securely glued to ensure maximum strength.

**Corners** are reinforced with wood corner blocks and tie screws on all models.



**Cushions** are high-resiliency, CFC-free polyurethane foam.

**Nylon glides** are 7/8" in diameter.

### Features

**Seat suspension** is constructed of 1/2" thick, 5-ply molded plywood that is machined to form an open perimeter. Unidirectional webbing is machine stretched across the open perimeter and stapled to the edges to form a suspension.

**Seat cushion** is applied to the flexible webbing suspension. Foam is 1 3/4" thick on chairs and 2 1/2" thick on two-seat bench.

**Seat upholstery** is wrapped over cushion and secured to the seat suspension with upholstery staples.

The entire seat assembly is attached to wood cleats on the chair frame with wood screws. Piping trims the front edge of the seat.

**Back on fully upholstered models** is constructed of 1" thick foam applied to 3/8" thick, 5-ply contoured plywood. Back is attached to the frame with press fit fasteners.

**Back on wood top rail models** is constructed of 1" thick foam applied to 3/8" thick, 5-ply contoured plywood. Back is attached to the frame with T-nuts, machine screws, and metal brackets.

**Back on slat back chair** is constructed of 1/4" thick, 5-ply molded plywood slats that are machined to shape and glued individually into slots in the frame.

**Back upholstery** is wrapped in place and secured with upholstery staples.

**Outer back panel** is constructed of 3/8" thick foam applied to 3/16" thick, 3-ply contoured plywood. Press fit fasteners attach outer back panel to the inner back.

### Arm and Back Combinations:

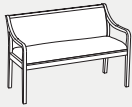
	Fully Uphol. Back	Wood Top Rail
<b>Square Back</b>		
Arched arms	•	•
Angular arms		•
Rolled arms	•	
Armless		•
<b>Slat Back</b>		
Angular arms		•
<b>Arched Back</b>		
Sloped arms	•	

• = available

# Collage

## Actual Dimensions

### Bench:



Model	4642
Height	32¼"
Width	50"
Depth	24½"
Arm height	25¾"
Seat height	18½"
Seat width	47½"
Seat depth	18½"



### Arched Arms

### Sloped Arms

### Rolled Arms

### Angular Arms

### Armless


*Fully Uph. Back Wood Top Rail*

*Wood Top Rail Slat Back*

	4605	4610	4635	4620	4630	4640	4600
Model	4605	4610	4635	4620	4630	4640	4600
Height	31¾"	32¼"	31¾"	31¾"	31¾"	31¾"	31¾"
Width	22½"	22½"	22½"	22¾"	23"	22½"	22¼"
Depth	23¾"	24½"	23¾"	23¾"	24½"	23¾"	24"
Arm height	25½"	25¾"	25½"	25¾"	25½"	25½"	—
Seat height	18½"	18½"	18½"	18½"	18½"	18½"	18½"
Seat width	20"	20"	20"	20"	20"	20"	20"
Seat depth	18"	18½"	18"	18"	18½"	19¼"	17½"

## Collage

## Side Chairs and Bench

 = Kwik Office model available.  
 ▶ See the Kwik Office Price List.

▶ See page

Finishes & Materials	211
COM/COL Yardage Req.	246
Alliance Program Pricing	67

**Kimball Office Upholstery Price Grade**

Model 1 or COM 2 3 or COL 4 5 6 7 L7 L8


**Fully Upholstered Back***Arched Arms*

<b>4605</b>	\$857	\$898	\$923	\$949	\$986	\$1025	\$1064	\$1225	\$1316
-------------	-------	-------	-------	-------	-------	--------	--------	--------	--------

*Sloped Arms*

<b>4635</b>	\$940	\$981	\$1006	\$1032	\$1069	\$1108	\$1147	\$1308	\$1399
-------------	-------	-------	--------	--------	--------	--------	--------	--------	--------

*Rolled Arms*

<b>4620</b> 	\$993	\$1034	\$1059	\$1085	\$1122	1161	\$1200	\$1361	\$1452
---	-------	--------	--------	--------	--------	------	--------	--------	--------

**Wood Top Rail***Arched Arms*

<b>4610</b> 	\$885	\$917	\$937	\$958	\$986	\$1017	\$1048	\$1174	\$1246
---	-------	-------	-------	-------	-------	--------	--------	--------	--------

*Angular Arms*

<b>4630</b>	\$995	\$1027	\$1047	\$1068	\$1096	\$1127	\$1158	\$1284	\$1356
-------------	-------	--------	--------	--------	--------	--------	--------	--------	--------

*Angular Arms and Slat Back*



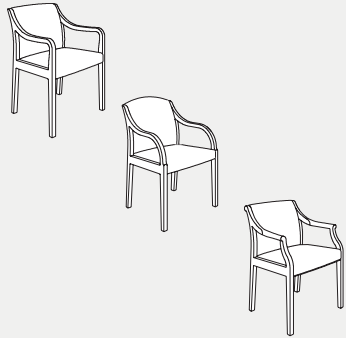
<b>4640</b>	\$995	\$1021	\$1037	\$1054	\$1078	\$1103	\$1128	\$1232	\$1290
-------------	-------	--------	--------	--------	--------	--------	--------	--------	--------

*Armless*

<b>4600</b>	\$851	\$883	\$903	\$924	\$952	\$983	\$1014	\$1140	\$1212
-------------	-------	-------	-------	-------	-------	-------	--------	--------	--------

**Bench with Wood Top Rail***Arched Arms*

<b>4642</b>	\$1392	\$1444	\$1477	\$1511	\$1558	\$1608	\$1658	\$1865	\$1982
-------------	--------	--------	--------	--------	--------	--------	--------	--------	--------

**Specifying Tips:**

- TB133 fire code treatment is available on select upholstery.
  - ▶ See page 219 for upholstery.
  - ▶ See page 256 for TB133 pricing.
  - ▶ See page 267 for COM or COL.

**How to Specify:**

- ① Model
  - ② Upholstery grade
  - ③ Upholstery number
  - ④ Finish price group:
- STD** = Group 1
- ⑤ Finish designator

Sample (base model underlined):

① ② ③ ④ ⑤  
4605 2 20020 STD MC

# Collage

## with Alliance Program Upholstery

**IMPORTANT:** Orders cannot be cancelled for chairs specified with Alliance Program upholstery.

Model	Alliance Upholstery Price Grade									
	A	B	C	D	E	F	G	H	I	
	J	K	L	M	N	O	P	Q	R	
<b>4600</b>	\$899	\$920	\$939	\$956	\$976	\$998	\$1013	\$1036	\$1058	
	1078	1112	1181	1225	1231	1242	1253	1264	1310	
<b>4605</b>	919	945	969	990	1017	1045	1063	1092	1120	
	1145	1189	1277	1333	1340	1354	1368	1382	1441	
<b>4610</b>	933	954	973	990	1010	1032	1047	1070	1092	
	1112	1146	1215	1259	1265	1276	1287	1298	1344	
<b>4620</b>	1055	1081	1105	1126	1153	1181	1199	1228	1256	
	1281	1325	1413	1469	1476	1490	1504	1518	1577	
<b>4630</b>	1043	1064	1083	1100	1120	1142	1157	1180	1202	
	1222	1256	1325	1369	1375	1386	1397	1408	1454	
<b>4635</b>	1002	1028	1052	1073	1100	1128	1146	1175	1203	
	1228	1272	1360	1416	1423	1437	1451	1465	1524	
<b>4640</b>	1035	1052	1067	1081	1098	1116	1127	1146	1164	
	1180	1208	1265	1301	1306	1315	1324	1333	1370	
<b>4642</b>	1471	1505	1536	1563	1597	1633	1657	1694	1730	
	1763	1819	1932	2004	2013	2031	2049	2067	2143	

### Specifying Tips:

- TB133 fire code treatment is available on select upholstery. See page 267 for program overview.

### How to Specify:

- ① Model
- ② Alliance partner designator and upholstery grade:  
**CAR**[grade] = Carnegie  
**KNL**[grade] = KnollTextiles  
**MHM**[grade] = Maharam  
**MAF**[grade] = Mayer Fabrics
- ③ Upholstery number
- ④ Finish price group:  
**STD** = Group 1
- ⑤ Finish designator

Sample (base model underlined):

① ② ③  
4600 CARJ 6136\_10  
 ④ ⑤  
 STD MC

# Collage