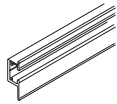
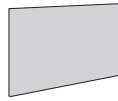


## Statement of Line



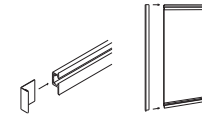
### Traxx Components

- Traxx
- Splice plates
- Fastener concealment
- See page 77.



### Fabric Tiles

- 36"H
- See page 78.



### End Trim

- Full end trim
- Single end trim
- See page 79.



### Trim Channels

- Fabric
- Paint
- See page 80.



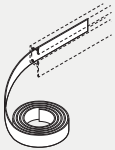
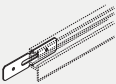
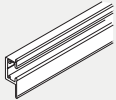
### Vertical Cable Manager

- Black
- Fabric
- See page 80.

## Traxx Components

### How to Specify and Pricing

<i>D</i>	<i>W</i>	<i>H</i>	<i>Model</i>	<i>Description</i>	<i>Price</i>
<b>Traxx</b>					
1 1/16"	72"	2"	<b>QTTWMT72</b>	Set of 2 Traxx and 4 splice plates	\$282
	144"		<b>QTTWMT144</b>	Set of 2 Traxx and 4 splice plates	404
<b>Splice Plates</b>					
	4"	7/8"	<b>QTTSP04</b>	Set of 4 splice plates	\$8
<b>Fastener Concealment</b>					
	700"	7/8"	<b>QTTFCFC</b>	One roll; black felt	\$27



#### Specifying Tips:

- Traxx can be cut to size in the field.
- One 700" roll of fastener concealment accommodates 2 sets of Traxx.
- **IMPORTANT:** Specify vinyl fastener concealment when using presentation tools.
  - See the Systems Price List.
- Four splice plates are included with each set of Traxx. Specify additional splice plates only if needed for your installation.

#### How to Specify:

##### Traxx

- ① Model
- ② Finish price group:  
**STD** = Group 1
- ③ Finish designator

Sample (base model underlined):

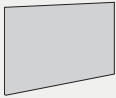
① QTTWMT72 ② STD ③ 462

##### Splice Plates and Fastener Concealment

- ① Model

## Fabric Tiles

### How to Specify and Pricing



<i>D</i>	<i>W</i>	<i>H</i>	<i>Model</i>	<b>Fabric Price Grade</b>	
				<i>A</i>	<i>B</i>
<b>36"H Tiles</b>					
1/2"	12"	35 1/2"	<b>QHIT1236A</b>	\$220	\$243
	18"		<b>QHIT1836A</b>	244	267
	24"		<b>QHIT2436A</b>	253	276
	30"		<b>QHIT3036A</b>	295	318
	36"		<b>QHIT3636A</b>	304	327
	42"		<b>QHIT4236A</b>	314	337
	48"		<b>QHIT4836A</b>	324	347
	54"		<b>QHIT5436A</b>	356	379
	60"		<b>QHIT6036A</b>	360	383

#### Specifying Tips:

- Tiles can be field scribed. Additional trim channels should be specified separately if additional tiles are created.
- 36"H tiles correspond to 66"H Interworks EQ panel heights.

#### How to Specify:

- ① Model
- ② Fabric grade
- ③ Fabric number

Sample (base model underlined):

① QHIT1236A ② B ③ 2202

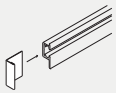
#### Standard:

- 2 matching trim channels



## End Trim

### How to Specify and Pricing



<i>D</i>	<i>W</i>	<i>H</i>	<i>Model</i>	<i>Description</i>	<i>Price</i>
<b>Full End Trim</b>					
<i>For Use with 36"H Tiles</i>					
1 <sup>1</sup> / <sub>16</sub> "	1 <sup>1</sup> / <sub>2</sub> "	39"	<b>QTTET39</b>	For use on upper and lower Traxx	\$78
<b>Single End Trim</b>					
1 <sup>1</sup> / <sub>16</sub> "	1 <sup>1</sup> / <sub>2</sub> "	2"	<b>QTTET02</b>	For use on single Traxx	\$32

#### Specifying Tips:

- Specify end trim for finish detail when end of Traxx and tiles are exposed.
- Trim cap slips into the top ledge of the upper Traxx to add finishing detail for Traxx applications.
- Full end trim may be used for finish detail when end of wall mounted overhead is exposed.

#### How to Specify:

- ① Model
- ② Finish price group:  
**STD** = Group 1
- ③ Finish designator

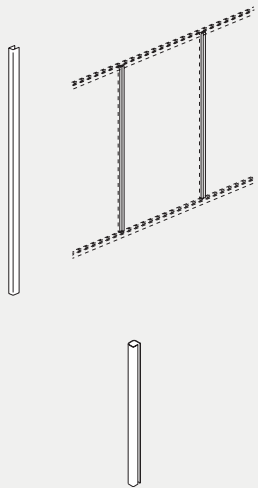
Sample (base model underlined):

①      ②      ③  
QTTET39   STD   462



## Trim Channels and Vertical Cable Managers

### How to Specify and Pricing



<i>D</i>	<i>W</i>	<i>H</i>	<i>Model</i>	<i>Description</i>	<i>Price</i>
<b>Trim Channels</b>					
<i>For Use with 36"H Tiles</i>					
1/2"	3/4"	35 7/8"	<b>QTTTC36N</b>	Fabric; one trim channel	\$47
			<b>QTTTC36P</b>	Paint; one trim channel	40

### Vertical Cable Manager

*For Use with Curved, Lunar, Flat, and Bevel Profile Overheads and 36"H Tiles*

1"	1"	19 1/2"	<b>QTTVCM20B</b>	Black	\$29
			<b>QTTVCM20N</b>	Fabric	38

### How to Specify:

#### Trim Channels

- ① Model
- ② If paint, finish price group:  
**STD** = Group 1  
If fabric, fabric grade
- ③ Finish designator or fabric number

Sample (base model underlined):

①      ②      ③

QTTTC36N B 2202

#### Vertical Cable Managers

- ① Model
- ② Fabric grade (include for fabric models only)
- ④ Fabric number (include for fabric models only)

Sample (base model underlined):

①      ②      ③

QTTVCM20N B 2202

### Specifying Tips:

- Trim channels are provided with all tiles. Specify only if additional trim channels are required.
- Vertical cable manager engages between the tile and trim channel.