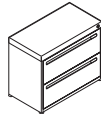


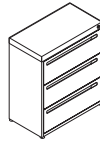
Statement of Line

LF Series metal files feature ladder-frame construction, coach seam welds, and a patented Dual Interlock System. These files may be moved fully loaded, easing many of the hassles of today's frequent relocations.



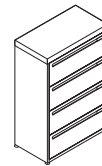
2-High Lateral Files

- See page 11 to specify with standard-height drawers.
- See page 12 to specify with half-height drawers.



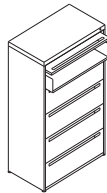
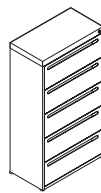
3-High Lateral Files

- See page 11 to specify with standard-height drawers.
- See page 12 to specify with half-height drawers.



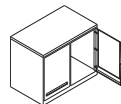
4-High Lateral Files

- See page 11 to specify with standard-height drawers.
- See page 12 to specify with half-height drawers.



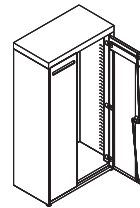
5-High Lateral Files

- Available with or without roll-out shelf and lift door.
- See page 13 to specify with standard-height drawers.
 - See page 14 to specify with half-height drawers.



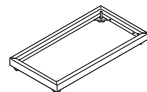
Overfiles

- See page 15 to specify.



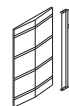
Storage Cabinets

- See page 15 to specify.



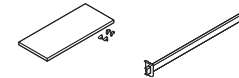
Lateral File and Storage Cabinet Bases

- See page 16 to specify.



Counterweight Kits

- See page 17 to specify.



Overfile/Storage Cabinet Shelves and Wardrobe Kits

- See page 17 to specify.

➤ See page

Finishes & Materials	29
Overview	8
Filing Capacities	10


Finishes and Materials:

Lateral Files, Overfiles, Storage Cabinets, Shelves, and Bases

- Metal: paint

Locks

- Black



LF Series

Overview

Details:



Drawer pull is recessed along the full front edge.

Top is finished so the file can be used as a stand alone unit.

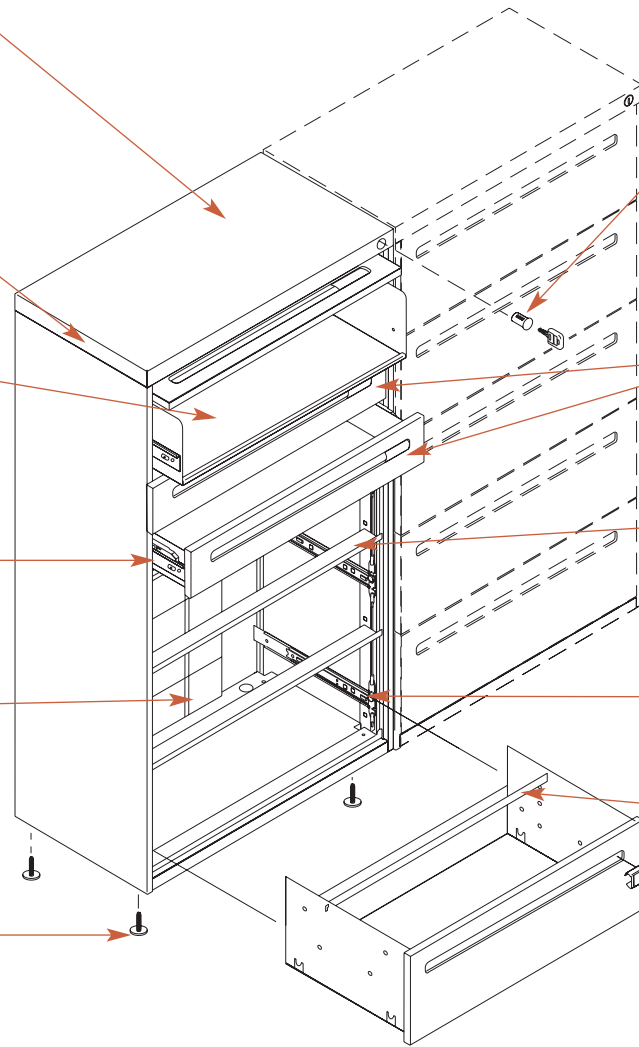
Knockouts are standard for ganging side-by-side.

Roll-out shelf with lift door (in applicable five-high models) replaces top drawer and adds 1" to overall height of the file. Accommodates standing binders up to 12"H.

Built-in anti-rebound catch prevents drawer from accidentally rolling open.

Counterweight kit, specified separately, is required for all individual freestanding units. Kits include counterweight and bracket, packaged individually.

Four glides, standard, provide $\frac{3}{4}$ " adjustability and allow for sturdy, four-point loading.



Locking is standard. Select key random or key specific.
Note: Lock cores must be specified separately for key specific option.

Two 6"H half-height drawers may replace existing drawer in any position.

Heavy-gauge frame is reinforced at all corners and built into the front of the file so openings are always true and square.

Full ball-bearing drawer suspension allows both the drawer and suspension to extend together.

Side-to-side file bar is standard; one per drawer.

Front-to-back file bars are available separately for easy field installation.

Label holder is standard; one per drawer.

Product Information

Related Products:

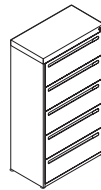
Counterweight kit, specified separately, is required for all individual freestanding units.
 ▶See page 17.

Bases to adjust the overall height of lateral files and storage cabinets are available factory or field installed.
 ▶See page 16.

Laminate file tops are available to provide a continuous work surface over one or more files.
 ▶See page 28.

Paper management accessories are available.
 ▶See page 27

Lateral Files



Construction is ladder frame with coach seam welds, allowing files to be moved while fully loaded. Right angle bend of the coach seam makes the strongest use of formed metal and presents a clean exterior with no exposed welds.

Progressive slide suspension provides smooth drawer operation.

Steel drawer interiors are pre-painted cinder.

Silencing bumpers ensure quiet drawer operation and are added to suspension wherever a steel-to-steel contact would otherwise be made.

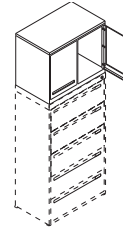
Letter, legal, or A4 filing is accommodated with conventional or hanging folders.
 ▶See page 10 for filing capabilities.

Dual interlock system ensures only one drawer may be opened at a time.

Side-to-side legal or letter filing can be accommodated by moving the back file bar to the letter or legal position and utilizing the drawer front interior as a file bar.

Front-to-back filing can be accommodated by ordering the appropriate number of front-to-back file bars separately.

Overfile



Hinged doors are standard.

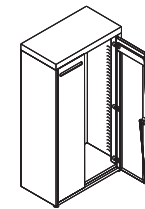
Locking is standard. Select key random or key specific.
Note: Lock cores must be specified separately for key specific option.
 ▶See page 4.

IMPORTANT: Shelves are specified separately for field installation. They are not included with the overfile.

Overfile can be used independently or in addition to any appropriate-width LF Series file or storage cabinet.

Knockouts are standard for ganging side-by-side.

Storage Cabinet



Hinged doors are standard.

Locking is standard. Select key random or key specific.
Note: Lock cores must be specified separately for key specific option.
 ▶See page 4.

IMPORTANT: Shelves and wardrobe kits are specified separately for field installation. They are not included with the storage cabinet.

Bases in heights of 1½", 2", 2⅞", 3", and 4" are available for factory or field installation.

Knockouts are standard for ganging side-by-side.

Four adjustable glides are standard and provide ¾" adjustability.

LF Series

Filing Capacities







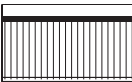





Filing Hardware:

Heavier lines in the illustrations at right indicate filing hardware.

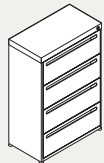
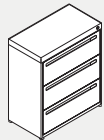
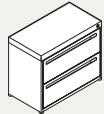
Front-to-back file bars can be specified separately.
 ▶ See the Perks Price List.

Side-to-side file bar is standard; one per drawer.
 ▶ See page 27.

Drawer divider can be specified separately.
 ▶ See page 27.

<i>Description</i>	<i>Inside Depth</i>	<i>Inside Width</i>	<i>Height</i>	<i>Filing Inches and Arrangements</i>			
18"D x 30"W lateral	14 ⁷ / ₈ "	26 ⁷ / ₈ "	9 ³ / ₈ "				
				29 ⁵ / ₈ " letter Front-to-back file bars 2) Side-to-side file bar (1)	25 ¹ / ₄ " legal Front-to-back file bar (1) Side-to-side file bar (1)	26 ¹³ / ₁₆ " letter Side-to-side file bar (1)	26 ¹³ / ₁₆ " legal Side-to-side file bar (1)
18"D x 36"W lateral	14 ⁷ / ₈ "	32 ⁷ / ₈ "	9 ³ / ₈ "				
				29 ⁵ / ₈ " letter Front-to-back file bars 2) Side-to-side file bar (1)	29 ⁵ / ₈ " legal Front-to-back file bars 2) Side-to-side file bar (1)	32 ¹³ / ₁₆ " letter Side-to-side file bar (1)	32 ¹³ / ₁₆ " legal Side-to-side file bar (1)
18"D x 42"W lateral	14 ⁷ / ₈ "	38 ⁷ / ₈ "	9 ³ / ₈ "				
				44 ⁷ / ₁₆ " letter Front-to-back file bars 3) Side-to-side file bar (1)	35 ⁵ / ₈ " legal Front-to-back file bars 2) Side-to-side file bar (1)	38 ¹³ / ₁₆ " letter Side-to-side file bar (1)	38 ¹³ / ₁₆ " legal Side-to-side file bar (1)

LF Series



Standard:

- Two, three, or four standard-height drawers
- One side-to-side file bar per drawer
- Lock: black

Related Products:

- Counterweight kits
➤ See page 17.
- File bars for front-to-back filing
➤ See the Perks Price List.
- Laminate file tops
➤ See page 28.

2-, 3-, and 4-High Lateral Files With Standard-Height Drawers

= Kwik Office model available.
➤ See the Kwik Office Price List.

D	W	H	Model	Price
2-High Lateral Files				
18"	30"	25 ³ / ₄ "	LFF18302	\$828
	36"		LFF18362	940
	42"		LFF18422	993
3-High Lateral Files				
18"	30"	37 ¹ / ₄ "	LFF18303	\$1126
	36"		LFF18363	1307
	42"		LFF18423	1425
4-High Lateral Files				
18"	30"	48 ¹¹ / ₁₆ "	LFF18304	\$1430
	36"		LFF18364	1662
	42"		LFF18424	1851

Options:

Description	How to Specify	Add/Deduct \$
Key specific locking	Specify KSB	-\$21
IMPORTANT: Lock cores must be specified separately for key specific option. ➤ See page 4.		
Factory-installed base	Specify appropriate base height	Same as field-installed base. ➤ See page 16 for pricing.
Metallic paint	Specify STDM for finish type and metallic paint designator	+10%

➤ See page

Finishes & Materials	29
Counterweight Kits	17
Paper Management	27

Specifying Tips:

- Counterweight kit, specified separately, is required for all freestanding lateral files.
- Front-to-back filing can be accommodated by ordering front-to-back file bars separately.
- Factory-installed base is not available on Kwik Office.

How to Specify:

- ① Model
- ② Pull option:
F = Full pull
- ③ Lock option:
KRB = Key random
KSB = Key specific (-\$)
- ④ Factory installed base height:
X = No additional base
1.5 = 1¹/₂"H (+\$)
2 = 2"H (+\$)
2.875 = 2⁷/₈"H (+\$)
3 = 3"H (+\$)
4 = 4"H (+\$)
- ⑤ Finish price group:
STD = Standard non-metallic
STDM = Standard metallic (+\$)
- ⑥ Finish designator

Sample (base model underlined):

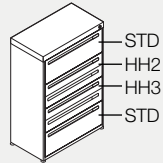
① ② ③ ④ ⑤ ⑥
LFF18302 F KRB X STD 462

▶ See page

Finishes & Materials	29
Counterweight Kits	17
Paper Management	27

LF Series

2-, 3-, and 4-High Lateral Files With Half-Height Drawers Option



Note: Sample model at right shows this arrangement.

Standard:

- 2, 3, or 4 standard-height drawers
- One side-to-side file bar per standard-height drawer
- Lock: black

Related Products:

- Counterweight kits
▶ See page 17.
- File bars for front-to-back filing
▶ See the Perks Price List.
- Laminate file tops
▶ See page 28.

Specifying Tips:

- Two half-height drawers, if specified, occupy the space of one standard-height drawer.
- Counterweight kit, specified separately, is required for all freestanding lateral files.
- Front-to-back filing can be accommodated by ordering front-to-back file bars separately.

D	W	H	Model	Price
2-High Lateral Files				
18"	30"	25 ³ / ₄ "	LFF18302H	\$828
	36"		LFF18362H	940
	42"		LFF18422H	993
3-High Lateral Files				
18"	30"	37 ¹ / ₄ "	LFF18303H	\$1126
	36"		LFF18363H	1307
	42"		LFF18423H	1425
4-High Lateral Files				
18"	30"	48 ¹¹ / ₁₆ "	LFF18304H	\$1430
	36"		LFF18364H	1662
	42"		LFF18424H	1851

Options:

Description	How to Specify	Add/Deduct \$
Two half-height drawers in place of one standard-height drawer	Specify HH1, HH2, HH3, or HH4 .	+\$289 (set of 2)
Key specific locking	Specify KSB . IMPORTANT: Lock cores must be specified separately for key specific option. ▶ See page 4.	-\$21
Factory-installed base	Specify appropriate base height.	Same as field-installed base. ▶ See page 16 for pricing.
Metallic paint	Specify STD M for finish type and metallic paint designator.	+10%

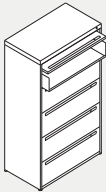
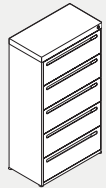
How to Specify:

- ① Model
- ② Pull option:
F = Full pull
- ③ Lock option:
KRB = Key random
KSB = Key specific (-\$)
- ④ 1st drawer position from top:
HH1 = Two half-height drawers (+\$)
STD = Standard-height drawer
- ⑤ 2nd drawer position from top:
HH2 = Two half-height drawers (+\$)
STD = Standard-height drawer
- ⑥ 3rd drawer position from top (omit for 2-high):
HH3 = Two half-height drawers (+\$)
STD = Standard-height drawer
- ⑦ 4th drawer position from top: (omit for 2- or 3-high):
HH4 = Two half-height drawers (+\$)
STD = Standard-height drawer
- ⑧ Factory-installed base height:
X = No additional base
1.5 = 1¹/₂"H (+\$)
2 = 2"H (+\$) **2.875** = 2⁷/₈"H (+\$)
3 = 3"H (+\$) **4** = 4"H (+\$)
- ⑨ Finish price group:
STD = Standard non-metallic
STD M = Standard metallic (+\$)
- ⑩ Finish designator


Sample (base model underlined):







① ② ③ ④ ⑤
LFF18304H F KRB STD HH2
⑥ ⑦ ⑧ ⑨ ⑩
HH3 STD X STD 462

LF Series



5-High Lateral Files With Standard-Height Drawers

 = Kwik Office model available.
 ▶ See the Kwik Office Price List.

D	W	H	Model	Price
5-High Lateral Files				
18"	30"	60 $\frac{1}{8}$ "	LFF18305 	\$1777
	36"		LFF18365 	1956
	42"		LFF18425 	2142
5-High Lateral Files with Roll-Out Shelf and Lift Door				
18"	30"	62 $\frac{1}{8}$ "	LFF18305LD 	\$1851
	36"		LFF18365LD 	2029
	42"		LFF18425LD 	2216

Standard:

- Five standard-height drawers or one roll-out shelf with lift door in top position and four standard-height drawers
- One side-to-side file bar per standard-height drawer
- Lock: black

Related Products:

- Counterweight kits
 ▶ See page 17.
- File bars for front-to-back filing
 ▶ See the Perks Price List.
- Laminate file tops
 ▶ See page 28.

Options:

Description	How to Specify	Add/Deduct \$
Key specific locking	Specify KSB	-\$21
IMPORTANT: Lock cores must be specified separately for key specific option. ▶ See page 4.		
Factory-installed base	Specify appropriate base height	Same as field-installed base. ▶ See page 16 for pricing.
Metallic paint	Specify STDM for finish type and metallic paint designator	+10%

▶ See page

Finishes & Materials	29
Counterweight Kits	17
Paper Management	27

Specifying Tips:

- Counterweight kit, specified separately, is required for all freestanding lateral files.
- Front-to-back filing can be accommodated by ordering appropriate number of front-to-back file bars separately.
- Factory-installed base in not available on Kwik Office.

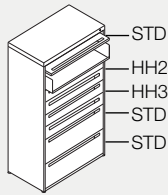
How to Specify:

- ① Model
- ② Pull option:
F = Full pull
- ③ Lock option:
KRB = Key random
KSB = Key specific (-\$)
- ④ Factory installed base height:
X = No additional base
1.5 = 1 $\frac{1}{2}$ "H (+\$)
2 = 2"H (+\$)
2.875 = 2 $\frac{7}{8}$ "H (+\$)
3 = 3"H (+\$)
4 = 4"H (+\$)
- ⑤ Finish price group:
STD = Standard non-metallic
STDM = Standard metallic (+\$)
- ⑥ Finish designator

Sample (base model underlined):

① ② ③ ④ ⑤ ⑥
LFF18305 F KRB X STD 462

LF Series



Note: Sample model at right shows this arrangement.

Standard:

- Five standard-height drawers or one roll-out shelf with lift door in top position and four standard-height drawers
- One side-to-side file bar per standard-height drawer
- Lock: black

Specifying Tips:

- Two half-height drawers, if specified, occupy the space of one standard-height drawer.
- Counterweight kit, specified separately, is required for all freestanding lateral files.
- Front-to-back filing can be accommodated by ordering file bars separately.

Related Products:

- Counterweight kits
➤ See page 17.
- File bars for front-to-back filing
➤ See the Perks Price List.

5-High Lateral Files With Half-Height Drawers Option

D	W	H	Model	Price
5-High Lateral Files				
18"	30"	60 1/8"	LFF18305H	\$1777
	36"		LFF18365H	1956
	42"		LFF18425H	2142
5-High Lateral Files with Roll-Out Shelf and Lift Door				
18"	30"	62 1/8"	LFF18305LDH	\$1851
	36"		LFF18365LDH	2029
	42"		LFF18425LDH	2216

Options:

Description	How to Specify	Add/Deduct \$
Two half-height drawers in place of one standard-height drawer	Specify HH1, HH2, HH3, HH4 or HH5.	+\$289 (set of 2)
Key specific locking	Specify KSB. IMPORTANT: Lock cores must be specified separately for key specific option. ➤ See page 4.	-\$21
Factory-installed base	Specify appropriate base height.	Same as field-installed base. ➤ See page 16 for pricing.
Metallic paint	Specify STD M for finish type and metallic paint designator.	+10%

➤ See page

Finishes & Materials	29
Counterweight Kits	17
Paper Management	27

How to Specify:

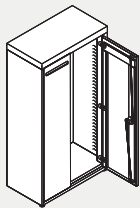
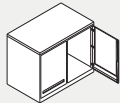
- Model
- Pull option: **F** = Full pull
- Lock option: **KRB** = Key random
KSB = Key specific (-\$)
- 1st drawer position from top:
HH1 = Two half-height drawers (+\$)
(not available for file with lift door)
STD = Standard drawer
- 2nd drawer position from top:
HH2 = Two half-height drawers (+\$)
STD = Standard drawer
- 3rd drawer position from top:
HH3 = Two half-height drawers (+\$)
STD = Standard drawer
- 4th drawer position from top:
HH4 = Two half-height drawers (+\$)
STD = Standard drawer
- 5th drawer position from top:
HH5 = Two half-height drawers (+\$)
STD = Standard drawer
- Factory installed base height:
X = No additional base
1.5 = 1 1/2"H (+\$)
2 = 2"H (+\$)
2.875 = 2 7/8"H (+\$)
3 = 3"H (+\$) **4** = 4"H (+\$)
- Finish price group:
STD = Standard non-metallic
STD M = Standard metallic (+\$)
- Finish designator

Sample (base model underlined):

① ② ③ ④ ⑤
LFF18305LDH F KRB STD HH2
 ⑥ ⑦ ⑧ ⑨ ⑩ ⑪
 HH3 STD STD X STD 462

LF Series

Overfiles and Storage Cabinets



<i>D</i>	<i>W</i>	<i>H</i>	<i>Model</i>	<i>Price</i>
Overfiles				
18"	30"	29 ¹ / ₄ "	LFF18300F	\$763
	36"		LFF18360F	803
	42"		LFF18420F	869
Storage Cabinets				
<i>2 High</i>				
18"	30"	25 ³ / ₄ "	LFF18302SC	\$895
	36"		LFF18362SC	947
<i>3 High</i>				
18"	30"	37 ¹ / ₄ "	LFF18303SC	\$947
	36"		LFF18363SC	992
<i>4 High</i>				
18"	30"	48 ¹¹ / ₁₆ "	LFF18304SC	\$992
	36"		LFF18364SC	1049
<i>5 High</i>				
18"	30"	60 ¹ / ₈ "	LFF18305SC	\$1047
	36"		LFF18365SC	1112

Options:

<i>Description</i>	<i>How to Specify</i>	<i>Add/Deduct \$</i>
Key specific locking	Specify KSB	-\$21
IMPORTANT: Lock cores must be specified separately for key specific option. ▶ See page 4.		
Factory-installed base on storage cabinet only	Specify appropriate base height	Same as field-installed base. ▶ See page 16 for pricing.
Metallic paint	Specify STDM for finish type and metallic paint designator	+10%

▶ See page

Finishes & Materials	29
Shelves & Wardrobe Kits	17

Specifying Tips:

- **IMPORTANT:** Shelves and wardrobe kits are specified separately for field installation. They are not included with the overfile or storage cabinet.
- Shelves are adjustable at 1" increments.

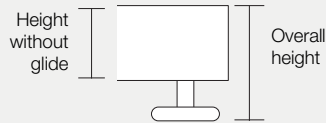
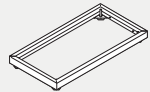
How to Specify:

- ① Model
- ② Pull option:
F = Full Pull
- ③ Keying option:
KRB = Key random
KSB = Key specific (-\$)
- ④ Factory-installed base height (omit for overfile):
X = No additional base
1.5 = 1¹/₂"H (+\$)
2 = 2"H (+\$)
2.875 = 2⁷/₈"H (+\$)
3 = 3"H (+\$)
4 = 4"H (+\$)
- ⑤ Finish price group:
STD = Standard non-metallic
STDM = Standard metallic (+\$)
- ⑥ Finish designator

Sample (base model underlined):

① ② ③ ④ ⑤
LFF18302SC F KRB X STD
 ⑥
 462

LF Series

Lateral File/Storage Cabinet Bases
For Field Installation

<i>D</i>	<i>W</i>	<i>H</i>	<i>Height without Glide</i>	<i>Model</i>	<i>Price</i>
30"W Bases					
18"	30"	1½"	1¼"	LFFB1830	\$102
		2"	1¾"		103
		27⁄8"	25⁄8"		121
		3"	2¾"		121
		4"	3¾"		135
36"W Bases					
18"	36"	1½"	1¼"	LFFB1836	\$109
		2"	1¾"		110
		27⁄8"	25⁄8"		128
		3"	2¾"		128
		4"	3¾"		143
42"W Bases					
18"	42"	1½"	1¼"	LFFB1842	\$123
		2"	1¾"		124
		27⁄8"	25⁄8"		146
		3"	2¾"		146
		4"	3¾"		160

Specifying Tips:

- If factory-installed base is required, specify as part of model number for lateral file or storage cabinet.

How to Specify:

- ① Model
- ② Base height:
1.5 = 1½"H
2 = 2"H
2.875 = 27⁄8"H
3 = 3"H
4 = 4"H
- ③ Finish price group:
STD = Standard non-metallic
STDM = Standard metallic (+\$)
- ④ Finish designator

Sample (base model underlined):

① ② ③ ④
LFFB1830 1.5 STD 462

Standard:


- Four glides, adjustable to ¾"




Options:

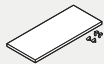
<i>Description</i>	<i>How to Specify</i>	<i>Add/Deduct \$</i>
Metallic paint	Specify STDM for finish type and metallic paint designator	+10%

LF Series

Accessories

 = Kwik Office model available.
 ▶ See the Kwik Office Price List.

<i>D</i>	<i>W</i>	<i>H</i>	<i>Model</i>	<i>Description</i>	<i>Price</i>
Counterweight Kits					
11 $\frac{1}{8}$ "	13 $\frac{3}{8}$ "	11 $\frac{5}{8}$ "	LFCW30 	Use with 30"W file	\$168
	16 $\frac{3}{8}$ "		LFCW36 	Use with 36"W file	168
	19 $\frac{3}{8}$ "		LFCW42 	Use with 42"W file	168
Overfile/Storage Cabinet Shelves					
16 $\frac{1}{2}$ "	28 $\frac{1}{2}$ "	1"	LFF1830SH	Use with 30"W overfile/cabinet	\$76
	34 $\frac{1}{2}$ "		LFF1836SH	Use with 36"W overfile/cabinet	80
	40 $\frac{1}{2}$ "		LFF1842SH	Use with 42"W overfile/cabinet	83
Wardrobe Kits					
2 $\frac{3}{4}$ "	29 $\frac{1}{2}$ "	3 $\frac{3}{4}$ "	LFF30WB	Use with 30"W storage cabinet; galvanized finish	\$63
	35 $\frac{1}{2}$ "		LFF36WB	Use with 36"W storage cabinet; galvanized finish	69



Specifying Tips:

- Counterweight is required for freestanding files.
- Specify paint finish for overfile/storage cabinet shelf.
- Shelf is adjustable in 1" increments.

How to Specify:

Counterweight or Wardrobe Kit

① Model

Shelf

① Model

② Finish price group:

STD = Standard non-metallic**STD M** = Standard metallic (+\$)

③ Finish designator

Sample (base model underlined):

① ② ③

LFF1830SH STD 462

Options:

<i>Description</i>	<i>How to Specify</i>	<i>Add/Deduct \$</i>
Metallic paint on overfile shelf only	Specify STD M for finish type and metallic paint designator	+10%

LF Series