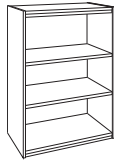


## Statement of Line

### Bookcases:



#### **Freestanding Bookcase**

Available in one-, two-, three-, four-, and five-shelf models.


➤ See page 334 to specify.

### Visual Boards:



#### **Visual Boards without Molding**

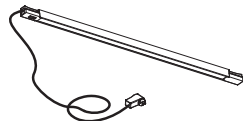
➤ See page 335 to specify.



#### **Visual Boards with Molding**

➤ See page 335 to specify.

### Lighting:



#### **LED Lights**

Available in standard and daisy chain models.

➤ See page 336 for product info.

➤ See page 337 to specify.

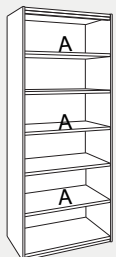
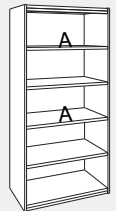
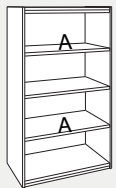
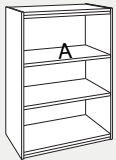


#### **Task Lights**

➤ See page 338 to specify.

## Universal

## Freestanding Bookcases



Note: "A" denotes adjustable shelves.

<i>D</i>	<i>W</i>	<i>H</i>	<i>Shelf Clearance</i>	<i>Model</i>	<i>Price</i>
<b>Two-Shelf Bookcases</b>					
13"	36"	30"	12 <sup>3</sup> / <sub>16</sub> "	<b>B-2B-3630</b>	\$884
<b>Three-Shelf Bookcases (one adjustable shelf)</b>					
13"	36"	48"	13 <sup>13</sup> / <sub>16</sub> "	<b>B-3B-3648</b>	\$1129
<b>Four-Shelf Bookcases (two adjustable shelves)</b>					
13"	36"	60"	13 <sup>1</sup> / <sub>16</sub> "	<b>B-4B-3660</b>	\$1335
<b>Five-Shelf Bookcases (two adjustable shelves)</b>					
13"	36"	72"	12 <sup>11</sup> / <sub>16</sub> "	<b>B-5B-3672</b>	\$1617
<b>Six-Shelf Bookcases (three adjustable shelves)</b>					
13"	36"	84"	12 <sup>3</sup> / <sub>8</sub> "	<b>B-6B-3684</b>	\$1852

**Standard:**

- 1" thick shelves
- Leveling glides
- Unfinished back

**Specifying Tips:**

- Bookcases are for freestanding application.
- Adjustable shelves, indicated with an "A", adjust up or down 2".
- Ships assembled.
- Inside shelf width is 34<sup>1</sup>/<sub>2</sub>".

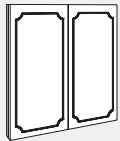

**How to Specify:**

- ① Model
- ② Finish price group:  
**STD** = Group 1
- ③ Finish designator:

Sample (base model underlined):

① ② ③  
B-2B-3630 STD MC

# Universal



### Standard includes:

#### Visual Board

- Two doors
- Metal frame: black
- White porcelain on steel writing surface
- Tackable fabric-covered panels on inside doors
- Fabric on tack panels is Guilford FR701-408 black
- Set of 4 dry erase markers and eraser
- Hardware
- Pegs on inside of doors for hanging flip charts
- Full length black door hinges

#### Projection Screen

- White non-glare surface

## Visual Boards

<i>D</i>	<i>W</i>	<i>H</i>	<i>Model</i>	<i>Price</i>
<b>Visual Board without Molding</b>				
4 1/4"	48"	48"	<b>AVB-4848W</b>	\$2544
<b>Visual Board with Molding</b>				
4 1/4"	48"	48"	<b>AVB-4848WM</b>	\$2574
<b>Related Product:</b>				
<b>Projection Screen for Use with Visual Board</b>				
42"			<b>PS1</b>	\$155

### Specifying Tips:

- Visual board doors do not close when using flip charts.

### How to Specify:

#### Visual Board

- ① Model
- ② Finish price group:  
**STD** = Group 1  
**STD2** = Group 2 (+20%)
- ③ Finish designator

Sample (base model underlined):

① ② ③  
AVB-4848W STD MW

#### Projection Screen

- ① Model

# Universal

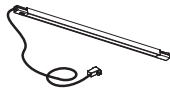
## LED Lights Product Information

**Mounting requirements, cord lengths, and cord access restrictions** vary according to local standards. Consult local codes prior to specifying.

**Meets California Title 24.**

**Assembled in the USA.**

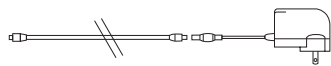
### Details



**LED lights** are a low-profile, linear solution for overhead cabinets, highback organizers, and shelves. LED lights provide a 3300K color temperature and consume less power; rated at 50,000 life hours. They utilize the latest technology for high light output with nearly no heat production. LEDs do not produce UV emissions.


**Number of LED lights** varies by fixture width:  
16"W models include 56 LEDs  
24"W models include 104 LEDs  
30"W models include 132 LEDs  
62"W models include 264 LEDs

**All units** feature a silver aluminum finish and a toggle switch. 62"W models have two toggle switches.

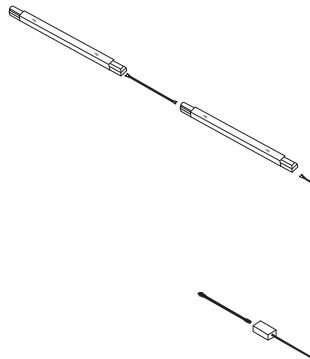


**16", 24", and 30"W standard LED light fixtures** include a 6' cord with an 3/4"W x 1 1/2"D x 1 1/2"H plug featuring a built-in UL1310 class II power supply. Standard models plug

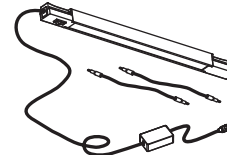
directly into power receptacle; they cannot be daisy chained.



**62"W standard LED light fixture** includes a two-piece 12' cord with an in-line 4 1/8"W x 1 1/4"D x 1 3/4"H UL1310 class II power supply. 62"W standard models cannot be daisy chained.



**Daisy chain application** requires a starter unit and is limited to 2 add-on units (3 fixtures total) per power source. A combination of fixture widths can be combined to obtain the desired length.



**Daisy chain starter unit** includes the fixture, a two-piece 12' cord with an in-line 4 1/8"W x 1 1/4"D x 1 3/4"H UL1310 class II power supply, and two 6' interconnect cords (black).

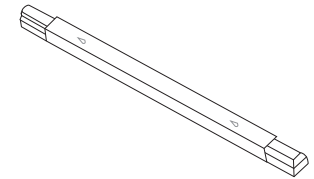
**Black power cords** are removable and can be plugged into either end of the fixture.



**Daisy chain add-on units** do not include a power supply or cords and must be used in conjunction with a starter unit.

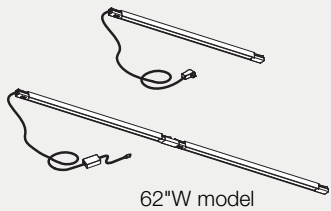
### Connections

**Magnetic mounting concealed inside the fixture** allows attachment to the underside of Fluent highback support assemblies and metal overhead storage cabinets.



**Woods screws** are included for attaching fixtures to wood highback organizers and overhead storage.

# Universal



## LED Lights

D	W	H	Model	Description	Price
<b>Standard LED Lights</b>					
<b>GSA SIN 711-8</b> , excluding KCU16TLKL (non contract)					
1"	15½"	1"	<b>KCU16TLKL</b>	For use with 30"W or smaller units. 56 LED lights.	\$249
	23¾"	1"	<b>KCU25TLKL</b>	For use with 30"W units. 104 LED lights.	284
	30½"	1"	<b>KCU33TLKL</b>	For use with 36"–54"W units. 132 LED lights.	358
	62"	1"	<b>KCU63TLKL</b>	For use with 72"–90"W units. 264 LED lights.	550

### Daisy Chain LED Lights **GSA Non-Contract**

<i>Starter Units</i>					
1"	15½"	1"	<b>KCU16TLKLGS</b>	For use with 30"W or smaller units. 56 LED lights.	\$291
	23¾"		<b>KCU25TLKLGS</b>	For use with 30"W units. 104 LED lights.	332
	30½"		<b>KCU33TLKLGS</b>	For use with 36"–66"W units. 132 LED lights.	419
<i>Add-On Units</i>					
1"	15½"	1"	<b>KCU16TLKLGA</b>	For use with 30"W or smaller units. 56 LED lights.	203
	23¾"		<b>KCU25TLKLGA</b>	For use with 30"W units. 104 LED lights.	233
	30½"		<b>KCU33TLKLGA</b>	For use with 36"–66"W units. 132 LED lights.	293

### Standard:

- Fixture: silver aluminum finish
- One toggle switch on 16", 24", and 30"W models; two toggle switches on 62"W model.
- Black power cord and power supply:
  - 6' cord and plug with built-in power supply on 16", 24", and 30"W standard models
  - Two-piece 12' cord with in-line power supply on 62"W standard model and all daisy chain starter units
- Two 6' interconnect cords on daisy chain starter units
- Concealed magnet and wood screws
- Self-adhesive wire manager

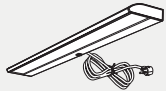
### Specifying Tips:

- Daisy chain add-on units do not include cords or power supplies and must be used in conjunction with a starter unit.

### How to Specify:

- ① Model

# Universal



## Standard:

- Fixture: black
- T5 cool white single tube lamp:  
14 watt on 23"W light;  
21 watt on 35"W light;  
28 watt on 47"W light
- High-frequency electronic ballast
- Prismatic lens
- Rocker-type on/off switch in center
- 90° cord plug with southwest orientation prong configuration; Chicago unit features a fused plug
- 9' cord attached in center of fixture

## Task Lights

**K** = Kwik Office model available.  
 ▶ See the Kwik Office Price List.

<i>D</i>	<i>W</i>	<i>H</i>	<i>Model</i>	<i>Price</i>
<b>Standard Task Lights</b>				
4¾"	23¼"	1½"	<b>KCU25TL</b> <b>K</b>	\$160
4¾"	35"	1½"	<b>KCU37TL</b>	172
4¾"	46⅞"	1½"	<b>KCU49TL</b> <b>K</b>	181
<b>For Use in Chicago</b>				
4¾"	23¼"	1½"	<b>KCU25TLC</b>	\$232
4¾"	35"	1½"	<b>KCU37TLC</b>	243
4¾"	46⅞"	1½"	<b>KCU49TLC</b>	252

## Specifying Tips:

- All lighting components are U.L. approved.
- Consult local codes for application restrictions.
- For use on highback organizers and overhead storage.

## How to Specify:

- ① Model