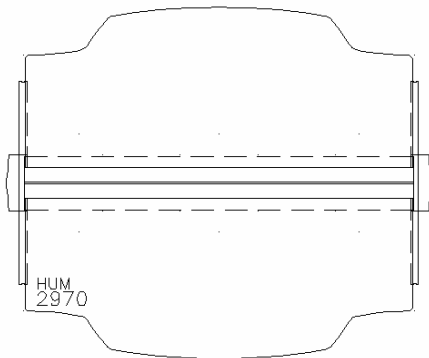


Hum Personal Space snap points

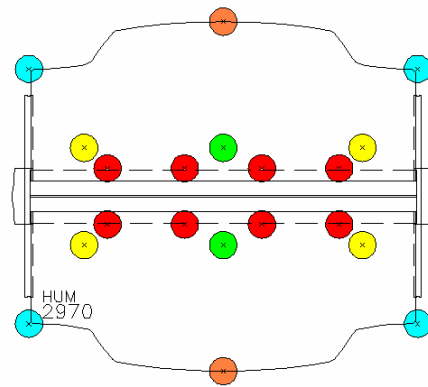
Kimball®Office

The diagrams on the left show the normal 2D symbols for the Hum Dual-Sided and 120 Degree Personal Spaces. On the right are the same symbols with their snap points hi-lighted and shown as X's (AutoCAD settings PDMODE = 3 & PDSIZE = 1). Listed below is a helpful outline for these snap points and the appropriate product that attaches to them.

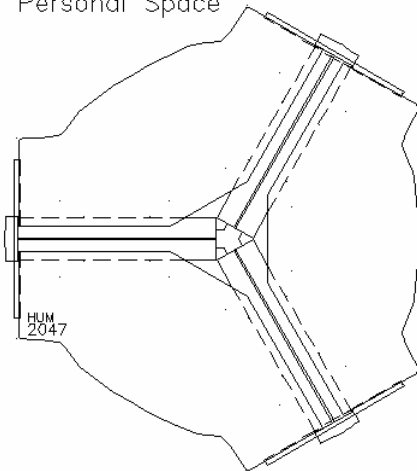
Dual-Sided
Personal Space



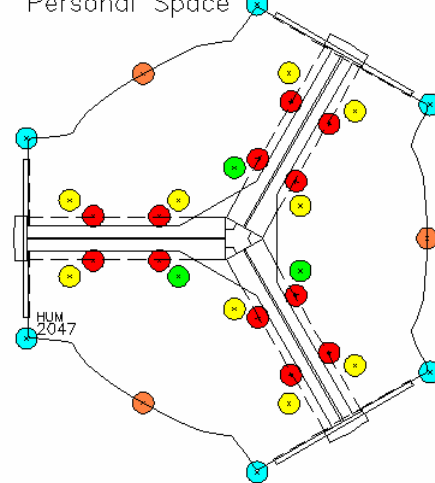
Dual-Sided
Personal Space



120 Degree
Personal Space



120 Degree
Personal Space



RED = Electrical duplexes & power modules (the 2962 Dual-Sided Personal Space only includes a total of 6 electrical snap points).

YELLOW = Terrace components, Central Screens, Central & End Meet Me Surfaces, Returns.

GREEN = See Me Screens, Central Screens & Terrace Components.

BLUE = Extension style Personal Spaces, Touchdown Meet Me Spaces.

ORANGE = Seating & Keyboard.